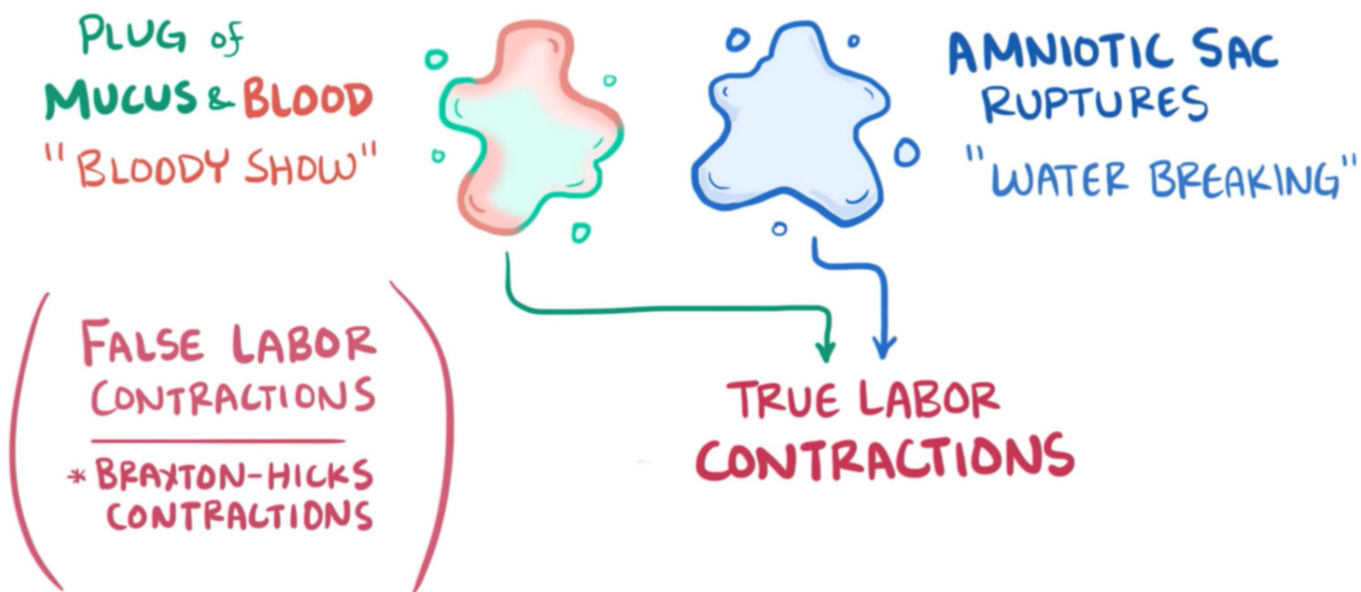


Stages of Labour

Tuesday, 17 September 2019 10:54

THIRD TRIMESTER (BEFORE LABOR)

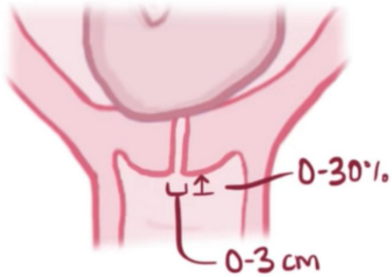


Oxytocin released from the posterior pituitary stimulates labour contractions.
Also stimulates the release of prostaglandins which further strengthen labour contractions.

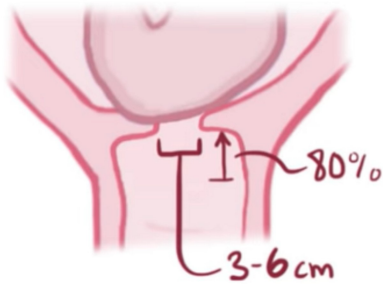
FIRST STAGE

(AMNIOTIC SAC RUPTURES)

(LATENT)
EARLY



- * 20 HOURS
- * IRREGULAR CONTRACTIONS
 - ↳ Every 5-30 min
 - ↳ Lasts ~ 30 sec



- * REGULAR CONTRACTIONS
 - ↳ Every 3-5 min
 - ↳ Lasts 1+ min

ACTIVE



- * INTENSE CONTRACTIONS
 - ↳ 60-90 sec
 - ↳ Every 0.5-2 min

SECOND STAGE

FETAL SIZE

- * FETAL HEAD

FETAL ATTITUDE

- * NORMALLY FULLY FLEXED
 - ~ CHIN on CHEST
 - ~ ROUNDED BACK
 - ~ FLEXED ARMS & LEGS



FETAL LIE

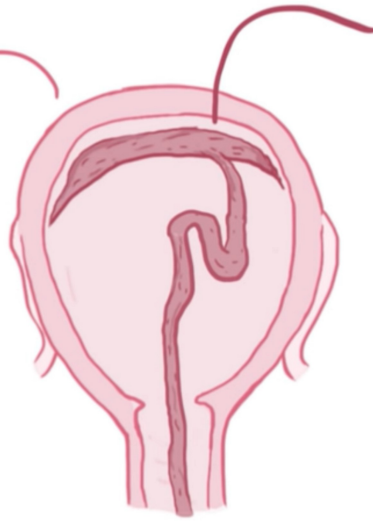
- * LONGITUDINAL (IDEAL)
- * TRANVERSE (NOT IDEAL)
- * OBLIQUE (NOT IDEAL)

FETAL PRESENTATION

- * CEPHALIC (HEAD FIRST)
 - ↳ VERTEX ~ flexion of head

THIRD STAGE

UTERUS
CONTRACTS



PLACENTA
SEPERATES
from
UTERINE
WALL
&
CAREFULLY
REMOVED